


Operation Instruction

C269

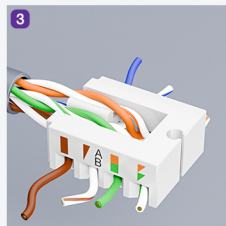
Cat6 Toolless Keystone Jack



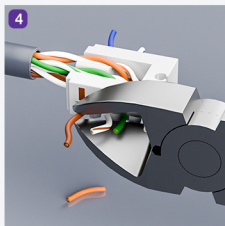
1 Separate the wires.




2 Press down this part to open the cap.




3 Arrange the wires into the conductor holder.



4 Cut extra wires.



5 Put the conductor holder into the IDC.



6 Close the cap.

Please note:
If the cable jacket is not stripped long enough, the top cap may not be able to close securely.

